









RESULT LIST

200 m MEN

| Rank | Flag | Cty code | Country / Name | Points |
|------|---|----------|--|--------|
| 1 |  | IRL | Ireland Hession Paul 830127 (0,222) 20,56 8 | |
| 2 |  | AUT | Austria Moseley Ryan 821008 (0,225) 21,02 7 | |
| 3 |  | LAT | Latvia Misans Elvijs 890804 (0,223) 21,05 6 | |
| 4 |  | LTU | Lithuania Adomovicus Zilvinas 850701 (0,155) 21,30 5 | |
| 5 |  | SVK | Slovak Republic Mentel Matúš 871225 (0,234) 21,69 4 | |
| 6 |  | BUL | Bulgaria Todorov Nikolai 861102 (0,281) 21,72 3 | |
| 7 |  | CRO | Croatia Udiljak Hrvoje 901031 (0,227) 21,73 2 | |
| 8 |  | CYP | Cyprus Hadjinicolaou Stefan 850612 (0,227) 22,08 1 | |

w : +0.7 m/s


Standing after 32 Events

| | |
|-----|--------|
| LTU | 175,00 |
| IRL | 156,50 |
| AUT | 148,50 |
| LAT | 146,00 |
| SVK | 144,00 |
| BUL | 130,00 |
| CRO | 130,00 |
| CYP | 117,00 |



RESULT LIST

800 m MEN

| Rank | Flag | Cty code | Country / Name | Points |
|------|---|----------|---|-----------|
| 1 |  | IRL | Ireland Chamney Thomas 840416 | 1:50,33 8 |
| 2 |  | SVK | Slovak Republic Repčík Josef 860803 | 1:50,90 7 |
| 3 |  | LTU | Lithuania Kozlov Vitalij 870305 | 1:50,91 6 |
| 4 |  | CRO | Croatia Bozinovic Jure 850930 | 1:51,25 5 |
| 5 |  | AUT | Austria Rapatz Andreas 860905 | 1:51,50 4 |
| 6 |  | LAT | Latvia Valters Kristaps 890517 | 1:52,92 3 |
| 7 |  | CYP | Cyprus Philippou Demetrios 86 | 1:53,33 2 |
| 8 |  | BUL | Bulgaria Todorov Radoslav 870627 | 1:53,54 1 |









Standing after 26 Events

| | |
|-----|--------|
| LTU | 138,00 |
| IRL | 130,50 |
| SVK | 121,00 |
| CRO | 119,00 |
| LAT | 117,00 |
| AUT | 116,50 |
| BUL | 97,00 |
| CYP | 93,00 |



RESULT LIST

3000 m MEN

| Rank | Flag | Cty code | Country / Name | Points |
|------|---|----------|--|--------|
| 1 |  | AUT | Austria Mlynek Georg 801001 8:21,00 | 8 |
| 2 |  | IRL | Ireland Connolly Sean 820803 8:21,71 | 7 |
| 3 |  | CRO | Croatia Petrovic Slavko 800923 8:26,69 | 6 |
| 4 |  | LTU | Lithuania Matijosius Tomas 840929 8:39,93 | 5 |
| 5 |  | SVK | Slovak Republic Bundzik Branislav 840105 9:29,84 | 4 |
| 6 |  | CYP | Cyprus Kalogerogiannis Alex 850516 SA3 | 3 |
| 7 |  | LAT | Latvia Višers Janis 890330 SA2 | 2 |
| 8 |  | BUL | Bulgaria Raichinov Dobromir 860525 SA1 | 1 |

SA1 2:40,22

SA2 3:47,24

SA3 5:24,63









Standing after 37 Events

| | |
|-----|--------|
| LTU | 197,00 |
| IRL | 184,50 |
| AUT | 171,50 |
| LAT | 170,00 |
| SVK | 166,00 |
| CRO | 152,00 |
| BUL | 150,00 |
| CYP | 136,00 |



RESULT LIST

110 m Hurdles MEN

| Rank | Flag | Cty code | Country / Name | Points |
|------|---|----------|--|--------|
| 1 |  | CRO | Croatia Grabusic Jurica 830328 (0,196) 13,69 | 8 |
| 2 |  | IRL | Ireland McDonald Ian 841005 (0,180) 14,11 | 7 |
| 3 |  | LAT | Latvia Daube Karlis 890421 (0,135) 14,16 | 6 |
| 4 |  | SVK | Slovak Republic Janeček Matúš 850714 (0,175) 14,27 | 5 |
| 5 |  | AUT | Austria Prazak Manuel 871027 (0,137) 14,30 | 4 |
| 6 |  | LTU | Lithuania Silkauskas Mantas 880410 (0,233) 14,46 | 3 |
| 7 |  | BUL | Bulgaria Arnaudov Martin 900405 (0,253) 14,55 | 2 |
| 8 |  | CYP | Cyprus Stavrides Alexand. 890413 (0,152) 15,03 | 1 |

w : -0.3 m/s









Standing after 24 Events

| | |
|-----|--------|
| LTU | 125,00 |
| IRL | 121,50 |
| CRO | 111,00 |
| AUT | 110,50 |
| SVK | 109,00 |
| LAT | 108,00 |
| BUL | 88,00 |
| CYP | 87,00 |



RESULT LIST

3000 m Steeplechase MEN

| Rank | Flag | Cty code | Country / Name | Points |
|------|---|----------|--|-----------|
| 1 |  | LAT | Latvia Savcuks Konstantins 880315 | 9:10,82 8 |
| 2 |  | IRL | Ireland Kirwan Mark 851008 | 9:19,02 7 |
| 3 |  | BUL | Bulgaria Nikolov Yolo 840204 | 9:26,33 6 |
| 4 |  | LTU | Lithuania Jegorov Andrej 870803 | 9:44,09 5 |
| 5 |  | CYP | Cyprus Kyprianou Panayiotis 770206 | SA4 4 |
| 6 |  | SVK | Slovak Republic Vajs Roman 890206 | SA3 3 |
| 7 |  | AUT | Austria Steinhammer Christia | SA2 2 |
| 8 |  | CRO | Croatia Zilic Zoran 820804 | SA1 1 |

SA1 2:47,02

SA2 3:55,16

SA3 5:25,12









Standing after 33 Events

| | |
|-----|--------|
| LTU | 180,00 |
| IRL | 163,50 |
| LAT | 154,00 |
| AUT | 150,50 |
| SVK | 147,00 |
| BUL | 136,00 |
| CRO | 131,00 |
| CYP | 121,00 |



RESULT LIST

Triple Jump MEN

| Rank | Flag | Cty code | Country / Name | Points |
|------|---|----------|---|---------|
| 1 |  | BUL | Bulgaria Karailiev Momchil 820521 | 17,08 8 |
| 2 |  | LTU | Lithuania Mykolaitis Povilas 830223 | 16,24 7 |
| 3 |  | LAT | Latvia Misans Elvijs 890804 | 15,96 6 |
| 4 |  | SVK | Slovak Republic Dobrovodský Jaroslav 841213 | 15,88 5 |
| 5 |  | CYP | Cyprus Volou Panayiotis 91 | 14,88 4 |
| 6 |  | CRO | Croatia Pucelj Ivan 810711 | 14,82 3 |
| 7 |  | AUT | Austria Hosp Daniel 880711 | 14,08 2 |
| 8 |  | IRL | Ireland Finnegan Denis 860907 | 14,03 1 |

| | | | | |
|----------------------|------------|------------|------------|------------|
| Karailiev Momchil | 17,02/+1,0 | 17,08/-0,3 | - | - |
| Mykolaitis Povilas | 16,09/+0,7 | 16,24/-0,2 | x | 14,98/+0,5 |
| Misans Elvijs | 15,25/+2,6 | 15,20/+0,4 | 15,78/+0,1 | 15,96/+1,5 |
| Dobrovodský Jaroslav | 15,41/-0,5 | 15,81/+0,9 | x | 15,88/+0,3 |
| Volou Panayiotis | 14,88/+0,8 | x | 14,86/+1,5 | |
| Pucelj Ivan | 14,82/+0,8 | - | - | |
| Hosp Daniel | 14,07/+1,1 | 14,08/+0,3 | | |
| Finnegan Denis | 14,03/+1,1 | x | | |









Standing after 25 Events

| | |
|-----|--------|
| LTU | 132,00 |
| IRL | 122,50 |
| SVK | 114,00 |
| CRO | 114,00 |
| LAT | 114,00 |
| AUT | 112,50 |
| BUL | 96,00 |
| CYP | 91,00 |



RESULT LIST

Pole Vault MEN

| Rank | Flag | Cty code | Country / Name | Points |
|------|---|----------|--|--------|
| 1 |  | BUL | Bulgaria Buhalov Spas 801114 | 550 8 |
| 2 |  | LAT | Latvia Arents Mareks 860606 | 530 7 |
| 3 |  | SVK | Slovak Republic Čekan Tomáš 860320 | 500 6 |
| 4 |  | AUT | Austria Ager Thomas 831013 | 490 5 |
| 5 |  | IRL | Ireland Donegan David 800410 | 480 4 |
| 6 |  | CYP | Cyprus Stylianou Nikandros 890822 | 460 3 |
| 7 |  | LTU | Lithuania Zimkevicius Audrius 900111 | 420 2 |
| |  | CRO | Croatia Jokanovic Radovan 831022 | 0 |

| | 380 | 400 | 410 | 420 | 430 | 440 | 450 | 460 | 470 | 480 | 490 | 500 | 505 | 510 | 515 | 520 | 525 | 530 | 535 | 540 | 545 | 550 | 570 | |
|---------------------|-----|-----|-----|-----|-----|-----|-----|-----|-----|-----|-----|-----|-----|-----|-----|-----|-----|-----|-----|-----|-----|-----|-----|--|
| Buhalov Spas | | | | | | | | | | | | | | | | | | | | | | | | |
| Arents Mareks | | | | | | | | | | | | | | | | | | | | | | | | |
| Čekan Tomáš | | | | | | | | | | | | | | | | | | | | | | | | |
| Ager Thomas | | | | | | | | | | | | | | | | | | | | | | | | |
| Donegan David | | | | | | | | | | | | | | | | | | | | | | | | |
| Stylianou Nikandros | | | | | | | | | | | | | | | | | | | | | | | | |
| Zimkevicius Audrius | | | | | | | | | | | | | | | | | | | | | | | | |
| Jokanovic Radovan | | | | | | | | | | | | | | | | | | | | | | | | |









Standing after 29 Events

| | |
|-----|--------|
| LTU | 155,00 |
| IRL | 142,50 |
| LAT | 135,00 |
| SVK | 133,00 |
| AUT | 129,50 |
| CRO | 124,00 |
| BUL | 118,00 |
| CYP | 102,00 |



RESULT LIST

Discus MEN

| Rank | Flag | Cty code | Country / Name | Points |
|------|---|----------|---|---------|
| 1 |  | AUT | Austria Mayer Gerhard 800520 | 61,53 8 |
| 2 |  | CYP | Cyprus Parellis Apostolos 850724 | 60,94 7 |
| 3 |  | CRO | Croatia Maric Martin 840419 | 57,99 6 |
| 4 |  | BUL | Bulgaria Karamfilov Rosen 890104 | 56,94 5 |
| 5 |  | LAT | Latvia Vaisjuns Oskars 830821 | 55,94 4 |
| 6 |  | LTU | Lithuania Sakinis Giedrius 870113 | 54,06 3 |
| 7 |  | SVK | Slovak Republic Žitňanský Jaroslav 710218 | 51,09 2 |
| 8 |  | IRL | Ireland Quirke Colin 900617 | 51,00 1 |

| | | | | |
|--------------------|-------|-------|-------|-------|
| Mayer Gerhard | 61,53 | x | x | x |
| Parellis Apostolos | 57,42 | 58,93 | 58,58 | 60,94 |
| Maric Martin | 57,12 | 57,99 | 57,53 | 57,02 |
| Karamfilov Rosen | 52,33 | 56,94 | x | x |
| Vaisjuns Oskars | 53,51 | x | 55,94 | |
| Sakinis Giedrius | x | 52,42 | 54,06 | |
| Žitňanský Jaroslav | 51,09 | 50,73 | | |
| Quirke Colin | 51,00 | 48,03 | | |









Standing after 35 Events

| | |
|-----|--------|
| LTU | 191,00 |
| IRL | 170,50 |
| LAT | 162,00 |
| AUT | 159,50 |
| SVK | 154,00 |
| BUL | 144,00 |
| CRO | 144,00 |
| CYP | 130,00 |



RESULT LIST

Javelin MEN

| Rank | Flag | Cty code | Country / Name | Points |
|------|---|----------|---|---------|
| 1 |  | BUL | Bulgaria Neshev Kolio 820530 | 73,38 8 |
| 2 |  | LTU | Lithuania Intas Tomas 810915 | 69,89 7 |
| 3 |  | AUT | Austria Strasser Martin 761022 | 68,67 6 |
| 4 |  | LAT | Latvia Alainis Karlis 850618 | 67,87 5 |
| 5 |  | CRO | Croatia Vukovic Goran 810324 | 63,80 4 |
| 6 |  | CYP | Cyprus Stylianou Ioannis 820512 | 61,64 3 |
| 7 |  | SVK | Slovak Republic Benák Martin 880527 | 61,59 2 |
| 8 |  | IRL | Ireland Crawford Aaron 890307 | 56,67 1 |

| | | | | |
|-------------------|-------|-------|-------|-------|
| Neshev Kolio | 71,29 | 72,11 | 73,38 | 71,18 |
| Intas Tomas | x | 64,75 | 69,89 | 66,34 |
| Strasser Martin | x | 67,45 | 68,67 | 61,92 |
| Alainis Karlis | 65,10 | x | 67,17 | 67,87 |
| Vukovic Goran | 63,80 | 43,58 | 60,69 | |
| Stylianou Ioannis | 58,81 | 61,64 | 61,33 | |
| Benák Martin | 61,59 | x | | |
| Crawford Aaron | 56,67 | 55,86 | | |



Standing after 27 Events

| | |
|-----|--------|
| LTU | 145,00 |
| IRL | 131,50 |
| SVK | 123,00 |
| CRO | 123,00 |
| AUT | 122,50 |
| LAT | 122,00 |
| BUL | 105,00 |
| CYP | 96,00 |



RESULT LIST

4 x 400 m MEN

| Rank | Flag | Cty code | Country / Name | Points |
|------|---|----------|---|-------------------|
| 1 |  | SVK | Slovak Republic Slovak Republic | (0,346) 3:11,97 8 |
| 2 |  | CRO | Croatia Croatia | (0,220) 3:12,38 7 |
| 3 |  | LTU | Lithuania Lithuania | (0,315) 3:13,35 6 |
| 4 |  | IRL | Ireland Ireland | (0,230) 3:13,75 5 |
| 5 |  | AUT | Austria Austria | (0,240) 3:13,98 4 |
| 6 |  | LAT | Latvia Latvia | (0,340) 3:14,44 3 |
| 7 |  | CYP | Cyprus Cyprus | (0,381) 3:19,65 2 |
| 8 |  | BUL | Bulgaria Bugaria | (0,193) 3:20,48 1 |

AUT : Fürtauer Siegfried, Mayrhofer Florian, Rapatz Andreas, Smetana Christian

BUL : Ganchev Georgi, Chenov Khristo, Katuchev Lazar, Braykov Krasimir

CRO : Hižman Mirko, Rimac Ivan, Babič Marko , Vincek Željko

CYP : Anastasiou Stefanov , Filippou Demetris, Alozidis Minás, Andoniou Kyriacos

IRL : Hogan Nick, Murphy Brian, Gregan Brian, Carey Tom

LAT : Udrišs Andris, Purviņš Edvins, Baltušs Janis, Iljanovs Valdis

LTU : Kulnis Arturas, Kozlov Vitalij, Svegzda Egidijus, Bruzas Linas

SVK : Turčáni Roman, Pelikán Jozef, Mokráš Juraj, Repčík Josef









Standing after 40 Events

| | |
|-----|--------|
| LTU | 216,00 |
| IRL | 200,50 |
| LAT | 181,00 |
| AUT | 180,50 |
| SVK | 180,00 |
| CRO | 174,00 |
| BUL | 163,00 |
| CYP | 140,00 |



RESULT LIST

200 m WOMEN

| Rank | Flag | Cty code | Country / Name | Points |
|------|---|----------|--|---------|
| 1 |  | CYP | Cyprus Artymata Eleni 860516 | 23,39 8 |
| 2 |  | LTU | Lithuania Grincikaite Lina 870503 | 23,82 7 |
| 3 |  | BUL | Bulgaria Eftimova Inna 880619 | 24,00 6 |
| 4 |  | AUT | Austria Röser Doris 830326 | 24,00 5 |
| 5 |  | IRL | Ireland Whelan Niamh 900726 | 24,06 4 |
| 6 |  | CRO | Croatia Banovic Marina 820211 | 24,58 3 |
| 7 |  | SVK | Slovak Republic Šimková Barbora 871208 | 24,64 2 |
| 8 |  | LAT | Latvia Purina Liene 850703 | 24,85 1 |

w : +0.7 m/s









Standing after 30 Events

| | |
|-----|--------|
| LTU | 162,00 |
| IRL | 146,50 |
| LAT | 136,00 |
| SVK | 135,00 |
| AUT | 134,50 |
| CRO | 127,00 |
| BUL | 124,00 |
| CYP | 110,00 |



RESULT LIST

1500 m WOMEN

| Rank | Flag | Cty code | Country / Name | Points |
|------|---|----------|--|-----------|
| 1 |  | LTU | Lithuania Krakoviak Irina 771116 | 4:15,15 8 |
| 2 |  | IRL | Ireland Byrne Deirdre 820921 | 4:16,32 7 |
| 3 |  | LAT | Latvia Agata Strausa 891202 | 4:24,79 6 |
| 4 |  | BUL | Bulgaria Georgieva Yana 890316 | 4:26,60 5 |
| 5 |  | SVK | Slovak Republic Fugliová Csilla 880119 | 4:27,36 4 |
| 6 |  | CYP | Cyprus Christoforou Stella 920302 | 4:27,82 3 |
| 7 |  | AUT | Austria Leutner Lisa-Maria 900313 | 4:31,21 2 |
| 8 |  | CRO | Croatia Žalac Antonija 900113 | 4:37,72 1 |









Standing after 28 Events

| | |
|-----|--------|
| LTU | 153,00 |
| IRL | 138,50 |
| LAT | 128,00 |
| SVK | 127,00 |
| AUT | 124,50 |
| CRO | 124,00 |
| BUL | 110,00 |
| CYP | 99,00 |



RESULT LIST

5000 m WOMEN

| Rank | Flag | Cty code | Country / Name | Points |
|------|---|----------|--|------------|
| 1 |  | LTU | Lithuania Drazdauskaite Rasa 810320 | 16:25,23 8 |
| 2 |  | CRO | Croatia Stublic Lisa Christi 840518 | 16:26,28 7 |
| 3 |  | IRL | Ireland Hutchinson Ava 830330 | 16:50,78 6 |
| 4 |  | SVK | Slovak Republic Zatlúkalová Janka 881223 | 17:08,67 5 |
| 5 |  | LAT | Latvia Grinberga Lasma 870722 | 17:17,55 4 |
| 6 |  | BUL | Bulgaria Stoyanchova Savina 890212 | SA3 3 |
| 7 |  | CYP | Cyprus Christodoulidou Elpi 861111 | SA2 2 |
| 8 |  | AUT | Austria Eberhart Tanja 891211 | SA1 1 |

SA1 7:22,50

SA2 10:44,56

SA3 13:55,83









Standing after 34 Events

| | |
|-----|--------|
| LTU | 188,00 |
| IRL | 169,50 |
| LAT | 158,00 |
| SVK | 152,00 |
| AUT | 151,50 |
| BUL | 139,00 |
| CRO | 138,00 |
| CYP | 123,00 |



RESULT LIST

100 m Hurdles WOMEN

| Rank | Flag | Cty code | Country / Name | Points |
|------|---|----------|---|---------|
| 1 |  | IRL | Ireland O'Rourke Derval 810528 (0,170) | 13,17 8 |
| 2 |  | SVK | Slovak Republic Bobková Miriam 790302 (0,184) | 13,22 7 |
| 3 |  | LTU | Lithuania Tamosaityte Sonata 870626 (0,226) | 13,52 6 |
| 4 |  | CYP | Cyprus Baourda Morfo 820113 (0,179) | 13,52 5 |
| 5 |  | CRO | Croatia Erega Arna 880724 (0,182) | 13,84 4 |
| 6 |  | AUT | Austria Schrott Beate 880415 (0,165) | 13,85 3 |
| 7 |  | LAT | Latvia Grava Zanda 820629 (0,237) | 14,20 2 |
| 8 |  | BUL | Bulgaria Damianová Kristina 861013 (0,252) | 14,34 1 |

w : +0.6 m/s

Standing after 23 Events

| | |
|-----|--------|
| LTU | 122,00 |
| IRL | 114,50 |
| AUT | 106,50 |
| SVK | 104,00 |
| CRO | 103,00 |
| LAT | 102,00 |
| BUL | 86,00 |
| CYP | 86,00 |



RESULT LIST

Long Jump WOMEN

| Rank | Flag | Cty code | Country / Name | Points |
|------|---|----------|---|--------|
| 1 |  | SVK | Slovak Republic Veldáková Jana 810603 | 654 8 |
| 2 |  | IRL | Ireland Proper Kelly 880501 | 642 7 |
| 3 |  | LAT | Latvia Griva Lauma 841027 | 626 6 |
| 4 |  | BUL | Bulgaria Dacheva Petia 850310 | 618 5 |
| 5 |  | AUT | Austria Dürr Bianca 761112 | 585 4 |
| 6 |  | CYP | Cyprus Panayi Nektaria 900320 | 583 3 |
| 7 |  | CRO | Croatia Erega Arna 880724 | 565 2 |
| 8 |  | LTU | Lithuania Tanskyte Dovile 860310 | 550 1 |

| | | | | |
|-----------------|----------|----------|------------|----------|
| Veldáková Jana | 636/-0,6 | x | 634 / +0,7 | 654/+1,0 |
| Proper Kelly | 603/+0,9 | 642/+0,9 | x | x |
| Griva Lauma | x | 612/+0,8 | 626 /+0,2 | 619/+1,6 |
| Dacheva Petia | 587/+0,2 | 618/+0,2 | 610/+1,4 | 608/+0,4 |
| Dürr Bianca | 550/+0,8 | 585/+1,4 | 560/+0,5 | |
| Panayi Nektaria | 556/+0,4 | 583/+0,2 | 554/+0,1 | |
| Erega Arna | 540/-0,1 | 565/+1,0 | | |
| Tanskyte Dovile | 550/+0,4 | 540/+0,7 | | |









Standing after 36 Events

| | |
|-----|--------|
| LTU | 192,00 |
| IRL | 177,50 |
| LAT | 168,00 |
| AUT | 163,50 |
| SVK | 162,00 |
| BUL | 149,00 |
| CRO | 146,00 |
| CYP | 133,00 |



RESULT LIST

High Jump WOMEN

| Rank | Flag | Cty code | Country / Name | Points |
|------|---|----------|--|--------|
| 1 |  | CRO | Croatia Vlašić Blanka 831108 | 204 8 |
| 2 |  | BUL | Bulgaria Veneva Venelina 740613 | 190 7 |
| 3 |  | LTU | Lithuania Vnukova Karina 850327 | 181 5 |
| |  | IRL | Ireland Ryan Deirdre 820601 | 181 5 |
| |  | LAT | Latvia Čakova Natalija 801020 | 181 5 |
| 6 |  | AUT | Austria Schneider Marina 900119 | 178 3 |
| 7 |  | SVK | Slovak Republic Dunajská Táňa 920725 | 170 2 |
| 8 |  | CYP | Cyprus Drósou Effrosíni 840911 | 170 1 |

| | | | | | | | | | | | | | | |
|------------------|-----|-----|-----|-----|-----|-----|-----|-----|-----|-----|-----|-----|-----|-----|
| | 160 | 165 | 170 | 175 | 178 | 181 | 184 | 187 | 190 | 193 | 195 | 200 | 204 | 208 |
| Vlašić Blanka | | | | | | | o | - | o | - | o | xo | xxo | x |
| Veneva Venelina | | | | | | o | o | x- | o | xxx | | | | |
| Čakova Natalija | | | | o | - | o | xxx | | | | | | | |
| Vnukova Karina | | | o | o | o | o | xxx | | | | | | | |
| Ryan Deirdre | | | | o | - | o | xxx | | | | | | | |
| Schneider Marina | o | o | o | o | xxo | xx | | | | | | | | |
| Dunajská Táňa | o | o | o | xxx | | | | | | | | | | |
| Drósou Effrosíni | o | - | xo | xxx | | | | | | | | | | |









Standing after 38 Events

| | |
|-----|--------|
| LTU | 202,00 |
| IRL | 189,50 |
| LAT | 175,00 |
| AUT | 174,50 |
| SVK | 168,00 |
| CRO | 160,00 |
| BUL | 157,00 |
| CYP | 137,00 |



RESULT LIST

Shot Put WOMEN

| Rank | Flag | Cty code | Country / Name | Points |
|------|---|----------|---|---------|
| 1 |  | LTU | Lithuania Skujyte Austra 790812 | 17,21 8 |
| 2 |  | AUT | Austria Schasse Bettina 791109 | 14,16 7 |
| 3 |  | CYP | Cyprus Kappa Florentig | 13,99 6 |
| 4 |  | SVK | Slovak Republic Krištofičová Ivana 900524 | 13,08 5 |
| 5 |  | LAT | Latvia Steinerte Dace 870123 | 13,05 4 |
| 6 |  | BUL | Bulgaria Getova Venera 801213 | 12,64 3 |
| 7 |  | IRL | Ireland Hickey Aoife 910407 | 11,86 2 |
| 8 |  | CRO | Croatia Slišković Dragica 900227 | 11,24 1 |

| | | | | |
|--------------------|-------|-------|-------|-------|
| Skujyte Austra | 17,15 | 17,20 | 17,18 | 17,21 |
| Schasse Bettina | 13,13 | 13,65 | 13,56 | 14,16 |
| Kappa Florentig | 13,60 | 13,92 | 13,99 | 13,66 |
| Krištofičová Ivana | 13,08 | 12,71 | 13,06 | 12,56 |
| Steinerte Dace | 12,28 | 13,05 | x | |
| Getova Venera | 11,77 | 12,31 | 12,64 | |
| Hickey Aoife | 11,86 | 11,69 | | |
| Slišković Dragica | x | 11,24 | | |





Standing after 31 Events

| | |
|-----|--------|
| LTU | 170,00 |
| IRL | 148,50 |
| AUT | 141,50 |
| LAT | 140,00 |
| SVK | 140,00 |
| CRO | 128,00 |
| BUL | 127,00 |
| CYP | 116,00 |



RESULT LIST

Hammer WOMEN

| Rank | Flag | Cty code | Country / Name | Points |
|------|---|----------|---|---------|
| 1 |  | SVK | Slovak Republic Hrašnová Martina 830321 | 74,95 8 |
| 2 |  | IRL | Ireland O'Keefe Eileen 810531 | 68,25 7 |
| 3 |  | LAT | Latvia Igaune Laura 881002 | 59,60 6 |
| 4 |  | CRO | Croatia Gavrilovic Sanja 820920 | 53,40 5 |
| 5 |  | AUT | Austria Siart Julia 860503 | 53,18 4 |
| 6 |  | LTU | Lithuania Keleciute Vaida 870608 | 48,56 3 |
| 7 |  | BUL | Bulgaria Metodieva Mikhaela 901014 | 46,98 2 |
| |  | CYP | Cyprus Theodorou Paraskevi 860315 | NF |

| | | | | |
|----|-------|-------|-------|-------|
| 1. | 69,12 | 70,91 | 74,95 | x |
| 2. | x | 66,98 | x | 68,25 |
| 3. | 59,08 | 59,57 | 59,60 | x |
| 4. | x | 50,38 | 53,40 | 52,71 |
| 5. | 49,47 | 53,18 | 51,74 | |
| 6. | x | 48,56 | x | |
| 7. | 46,98 | 45,26 | | |
| 8. | x | x | | |









Standing after 22 Events

| | |
|-----|--------|
| LTU | 116,00 |
| IRL | 106,50 |
| AUT | 103,50 |
| LAT | 100,00 |
| CRO | 99,00 |
| SVK | 97,00 |
| BUL | 85,00 |
| CYP | 81,00 |



RESULT LIST

4x400 m WOMEN

| Rank | Flag | Cty code | Country / Name | Points |
|------|---|----------|------------------------------------|--------|
| 1 |  | LTU | Lithuania (0,312) 3:36,15 | 8 |
| 2 |  | CRO | Croatia (0,227) 3:37,25 | 7 |
| 3 |  | IRL | Ireland (0,159) 3:38,18 | 6 |
| 4 |  | BUL | Bulgaria (0,333) 3:40,28 | 5 |
| 5 |  | SVK | Slovak Republic (0,259) 3:40,55 | 4 |
| 6 |  | LAT | Latvia (0,322) 3:41,55 | 3 |
| 7 |  | AUT | Austria (0,319) 3:44,07 | 2 |
| 8 |  | CYP | Cyprus (0,228) 3:58,33 | 1 |

AUT : Märzendorfer Pamela, Niedereder Elisabeth, Kreiner Sabine, Kreisler Brigit,
 BUL : Stambolova Vania, Georgieva Militza, Petkova Marina, Gachevska Monika,
 CRO : Kirinic Romana Tea, Banovic Anita, Horvat Nikolina, Grgic Danijela,
 CYP : Irini Tsiarta, Iridotou Xenia , Xajigiani Pamagiota , Papaioannou Ramona
 IRL : Carey Michelle, Cuddihy Joanne, O'Friel Fiona, Bergin Claire
 LAT : Kruma Sandra, Jeskina Ieva, Velvere Liga, Zunda Ieva
 LTU : Valatkeviciute Aina, Balciunaite Egle, Jasinskaite Kristina, Orlauskaite Agne
 SVK : Mišiková Monika, Putalová Iveta, Štuková Alexandra, Klocová Lucia,

Standing after 39 Events

| | |
|-----|--------|
| LTU | 210,00 |
| IRL | 195,50 |
| LAT | 178,00 |
| AUT | 176,50 |
| SVK | 172,00 |
| CRO | 167,00 |
| BUL | 162,00 |
| CYP | 138,00 |

